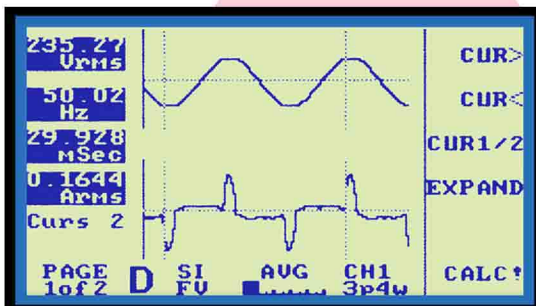




- 500kHz Bandwidth
- 1440Vpk + 125Apk direct measurements (DC coupled)
- 4 Fully isolated and independently ranged input channels
- Up to 10 readings per second
- Torque/Speed input (option)
- PWM Filter for motor drives
- Flexible wiring configurations 3 $\phi$ 4w+Torque, 3 $\phi$ 4w+1 $\phi$ , 3 $\phi$ 3w+3 $\phi$ 3w etc
- IEEE-488 and RS232 interfaces
- Integrator function with WHRS, AHRS and elapsed time
- 10 setup memories for storing individual configurations
- Efficiency measurements
- 10 Chart recorder outputs (option)
- Inrush current measurement
- Printout graphics or lists

### Multiple Parameter Display

View results on all four channels plus neutral and Sum. Choose between individual channels or all results on one page. Scaling factors may be applied to give correct readouts when using VT and CT. One key access to most display functions.

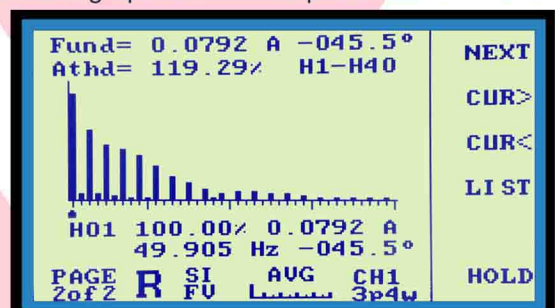


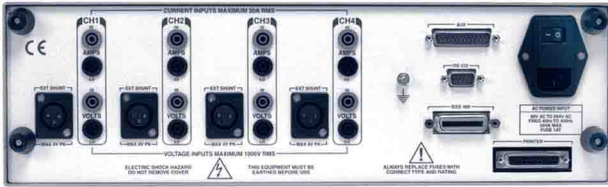
### Waveforms + Chart Recorder Functions

View volts, amps and watts waveforms for each channel. Use datacapture to store and analyse transient events. A chart recorder function graphs a selected parameter over time.

### Harmonic Analysis

View harmonic lists or bar graphs for all four channels. Amps and volts THD is calculated from the harmonic series. IEC-Test software is available free of charge for harmonics and 3 phase flicker testing to IEC-1000-3-2 and IEC-1000-3-3





**PA4400A-3 3 Channel Instrument**  
**PA4400A-4 4 Channel Instrument**

- PA4400A OPTIONS**
- OPT 42 Flicker
  - OPT 50 Torque/Speed
  - OPT 62 Hard transit case
  - OPT 68 Interface board
  - OPT 68A RS232
  - OPT 68B IEEE-488
  - OPT 68C Chart recorder x10
  - AVLab44 PC software
  - IEC Test IEC test software
  - LabView Drivers



MEASUREMENT FUNCTION		PA 4400A
Measurement Bandwidth	Range	DC, 0.2Hz to 500kHz
Volts	Display Resolution	4 3/4 digit
	Measurement Range	700mVrms to 1000Vrms (1440Vpk) (200mVrms with display blanking off)
	Vpeak Ranges	1440, 720, 220, 110, 33.0, 16.0, 5.00, 2.50
	Max input volts	1440Vpk Overload 3000Vrms for 1 second
	Accuracy	0.1% Reading +0.1% Range +10mV DC 0.5% Reading +0.5% Range +10mV
	Common mode	90dB
	Input impedance	1Mohm 12pF
Current	Display Resolution	4 3/4 digit
	Measurement Range	0.01Arms to 20Arms (125Apk) Ext Shunt 1mVpk to 4Vpk
	Apeak Ranges	125, 62.5, 22.0, 11.0, 3.50, 1.80, 0.6, 0.3
	Max input amps	20Arms continuous 125Apk
	Accuracy	0.1% Reading +0.1% Range +2mA DC 0.5% Reading +0.5% Range +10mA
	Common mode	90dB
	Input impedance	0.02 Ohm
Power	Accuracy	0.1% Reading +0.1% Range +2mW
VA	Accuracy	0.1% Reading +0.1% Range +2mVA
VAR	Accuracy	0.1% Reading +0.1% Range +2mVAR
GENERAL SPECIFICATIONS		
Interfaces	Standard	Printer (Centronics)
	Optional	IEEE-488, RS232, Chart Recorder x10
Environment	Operating Temperature	0°C to +50°C
	Storage Temperature	-40°C to +60°C
	Humidity	10% to 90% RH non-condensing
Dielectric Strength	Inputs to case	4kV AC 50/60Hz for 1 minute
	AC line input to case	2kV AC 50/60Hz for 1 minute
Power	AC line input voltage	90V to 264V
	AC line input frequency	45Hz to 450Hz
	AC line input fuse	20mm 1AT
	Power consumption	25W/40VA
Mechanical	Weight	9.0kg
	Dimensions (W xH xD)	430mm x 144mm x 420mm



**AVPower Ltd**  
**Unit C11, Acre Business Park**  
**Acre Road, Reading RG2 0SA**  
**United Kingdom**  
**Tel. +44 118 975 2555**  
**Fax +44 118 975 3074**  
**Email: sales@avpower.com**  
**Web Site: www.avpower.com**

*distributed by:*

